



dV-SUB

**COMPACT
HIGH POWER
SUBWOOFER**

APPLICATIONS

The L-ACOUSTICS® dV-SUB is the companion subwoofer for dV-DOSC™ and features three 15-inch transducers loaded in a dual-chamber vented bandpass configuration. With power handling capacity of 1200 Wrms and response to 35 Hz, dV-SUB is ideal for applications requiring maximum low end impact from an extremely compact enclosure.


Important design criteria in the development of dV-SUB were maximum SPL output combined with low frequency extension from an enclosure as compact as possible. Dual-chamber vented bandpass loading provided the answer. High power handling components also contribute to the SPL performance and since 15" transducers are operated in parallel this presents an optimum 2.7 ohm load to the power amplifier.

Rigging flexibility was another key consideration and dV-SUB's integral rigging system allows for the installation of a single flown column of dV-DOSC and dV-SUB enclosures (with dV-SUB flown at the top of the array and dV-DOSC underneath).

Although deeper than dV-DOSC, dV-SUB has the same width and in keeping with the recommended ratio of 3 dV-DOSC : 1 dV-SUB, enclosure height is equivalent to approximately 3 dV-DOSC. This allows for the creation of physically compact arrays when dV-SUB is flown on either side of dV-DOSC in a coplanar symmetric arrangement. Either single column or coplanar symmetric flown configurations can be used in FOH applications for small, medium or large venues and also in large-scale fixed installations such as multiple distributed arrays for stadium or arena sound reinforcement. For theatrical applications, where visually unobtrusive sound design is critical, dV-DOSC plus dV-SUB is ideal for stereo infill (floor), main left/right (balcony) or center cluster use.

The 695 mm (27.4-in) cubic dimensions of dV-SUB are highly convenient for ground-stacked applications where dV-SUB serves as a stacking platform for dV-DOSC. This combination is also ideal for stage monitoring applications such as sidefill or drum fill. Presets for use of dV-SUB with the L-ACOUSTICS XT line, I15FM floor monitor and ARCS are also available, offering a wide variety of enclosure combinations.

L-ACOUSTICS PROFESSIONAL SOUND SYSTEM



- ▶ Triple 15" subwoofer enclosure
- ▶ Dual-chamber, vented bandpass design
- ▶ High power handling, high efficiency, low thermal compression
- ▶ Compact, optimally-reduced dimensions
- ▶ Integral rigging for flown applications
- ▶ Designed for touring or fixed installation
- ▶ Reference subwoofer for dV-DOSC, compatible with all L-ACOUSTICS WST, XT models
- ▶ Signal processing via OEM factory presets for approved digital processors
- ▶ Optimized for 35 - 200 Hz bandwidth

SPECIFICATIONS

L-ACOUSTICS specifications are based on measurement procedures which produce unbiased results and allow for realistic performance prediction and simulation. Some of these specifications will appear very conservative when compared with other manufacturer's specifications. All measurements are conducted under free field conditions and scaled to a 1 m reference distance unless otherwise indicated.

Frequency Response

Frequency Response	40 - 200 Hz (± 3 dB)	(3W 200 preset)
Usable Low Frequency	35 Hz (-10 dB)	
Recommended filtering	80 to 200 Hz (4th order low pass filter)	
	30 Hz (4th order high pass filter)	

Sensitivity¹

(2.83 Vrms @ 1m) 104.5 dB SPL 40 - 200 Hz

Power Rating²

(Long term) 57 Vrms 1200 Wrms

Amplification

(Recommended) 4800 Wpeak 2400 W

Impedance

(Nominal) 2.7 ohms

Array³

One enclosure	133 dB (cont)	139 dB (peak)	(3W 200 preset)
Two enclosures	139 dB (cont)	145 dB (peak)	
Four enclosures	145 dB (cont)	151 dB (peak)	

Components

LF 3 x 15" weather-resistant loudspeaker (3" edgewound copper ribbon voice coil, diecast aluminum basket, massive vented magnet structure, high thermal capacity)

Enclosure

- Height 708 mm 27.9 in
- Width 695 mm 27.4 in
- Depth 695 mm 27.4 in
- Net Weight 93 kg 205.0 lbs
- Shipping Weight 107 kg 235.9 lbs
- Shipping Dims 795 x 790 x 890 mm 31.3 x 31.1 x 35.0 in (including dV-SUBPLA)
- Connectors: 1 x 4-pin Neutrik Speakon
- Material: 24 mm Baltic birch plywood
- Finish: Maroon-gray™
- Grill: Black epoxy coated perforated steel with acoustically transparent foam
- Rigging: Integral flying hardware and handles

Additional Equipment

- OEM factory presets for approved digital processors (for use with XT or WST Lines)
- L-ACOUSTICS LA 48a power amplifier

¹ Sensitivity is the average SPL measured over the system's rated bandwidth

² Power rating displays the long term RMS power handling using pink noise with a 6 dB crest factor over the system's rated bandwidth

³ Array data gives the continuous unweighted SPL output of the system under half space conditions, referenced to 1 m, including preset equalization

ARCHITECT SPECIFICATIONS

The loudspeaker system shall contain three fifteen inch loudspeaker components, loaded in a dual-chamber vented bandpass enclosure suitable for subwoofer applications. Power handling capacity shall be 1200 Wrms long term (4800 Wpeak) at a nominal impedance of 2.7 ohms. Usable frequency response shall be 40 to 200 Hz (± 3 dB) with -10 dB response at 35 Hz referenced to the average level of the usable response. The three fifteen-inch transducers employed in the enclosure shall have a 3-inch (75 mm) diameter edgewound copper ribbon voice coil, a weatherproof cone body, diecast aluminum basket, massive vented magnet structure and high thermal capacity.

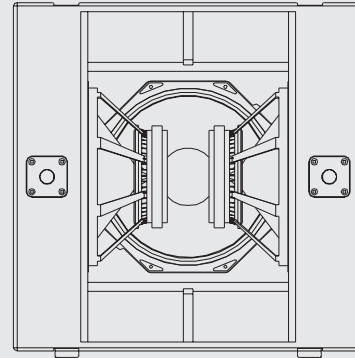
The loudspeaker enclosure shall be constructed of 24 mm (0.94 in) baltic birch and be internally braced with steel corner plates and joints that are sealed, screwed and rabbeted in order to remain free of vibration at extreme sound pressure levels. Dimensions shall be 708 mm (27.9 in) high, 695 mm (27.4 in) wide and 695 mm (27.4 in) deep and the enclosure weight shall be 93 kg (205.0 lbs). The finish shall be maroon gray and the front of the enclosure shall be protected by a black powder-coated, 1.5 mm (0.06 in) thick steel grill that is covered with 10 mm (0.4 in) thick acoustically transparent foam.

The enclosure shall have two recessed side panels mounted on both sides of the enclosure for rigging purposes. Accessory flying bars shall be available that allow for rigging of single column arrays. A second set of accessory flying bars shall allow the enclosure to be rigged in combination with a companion 2-way enclosure. Four recessed handles shall be located on the sides of the enclosure and a front mounted dolley board shall attach to the enclosure using two locking pins and two front baffle mounted dolley locator studs.

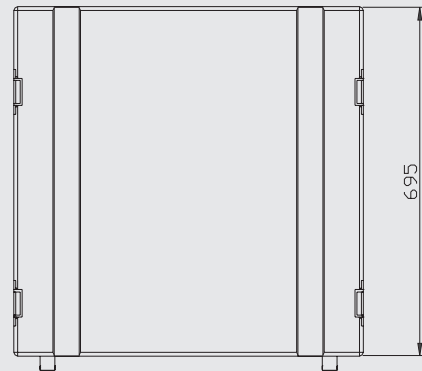
The loudspeaker system shall be the L-ACOUSTICS dV-SUB.

ACCESSORIES

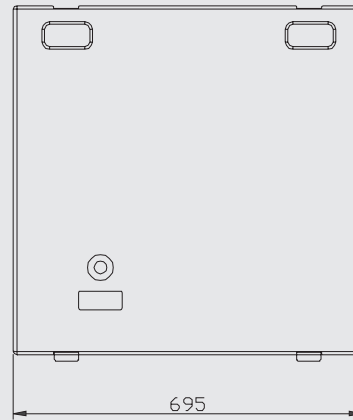
- dV-BUMP:** Flying bumper for rigging standalone or with dV-DOSC
- dV-ANGLESS:** Front / rear bar for rigging dV-SUB to dV-SUB
- dV-ANGLESD:** Front angle bar for rigging dV-DOSC to dV-SUB or dV-SUB to dV-BUMP
- dV-ANGLESDP:** Rear angle bar for rigging dV-DOSC to dV-SUB
- dV-SUBPLA:** dV-SUB dolley board (optional for fixed installation version)
- dV-SUBCOV:** Protective cover
- dV-PIN25:** Locking quick release pin (25 mm grip length) for dV-SUB, dV-DOSC and dV-BUMP interconnection



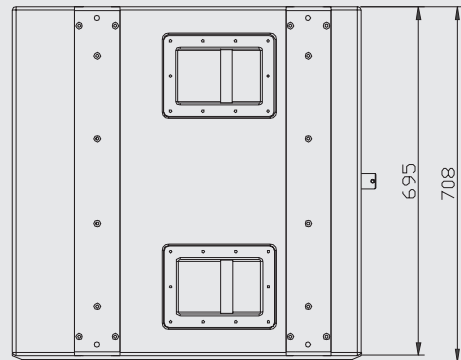
FRONT



TOP



REAR



SIDE

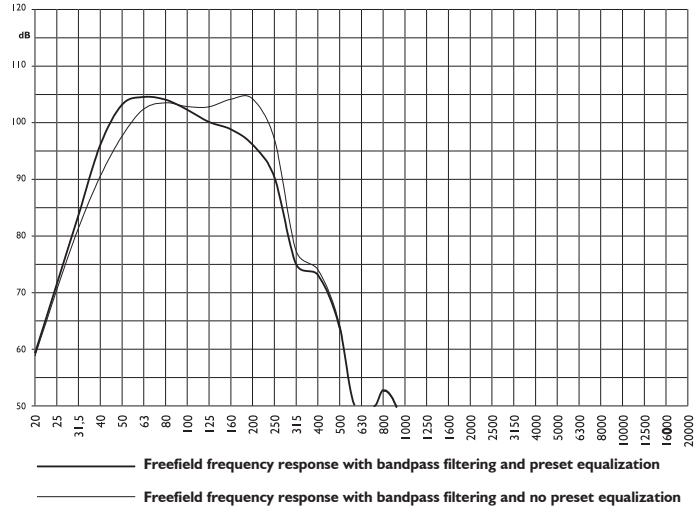
SCALE 1:15



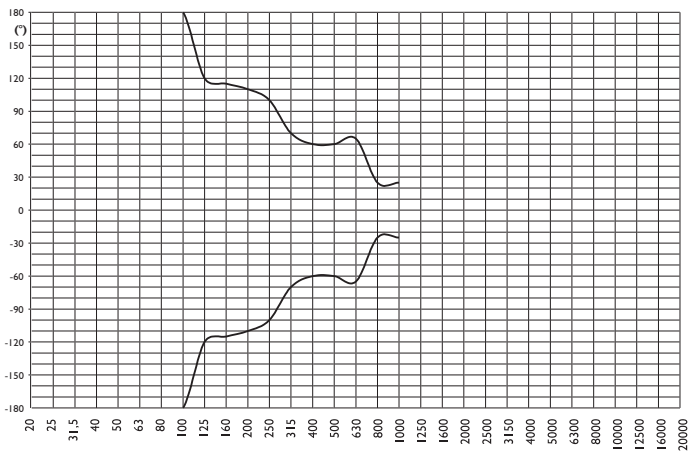
dV-SUB

PERFORMANCE
DATA

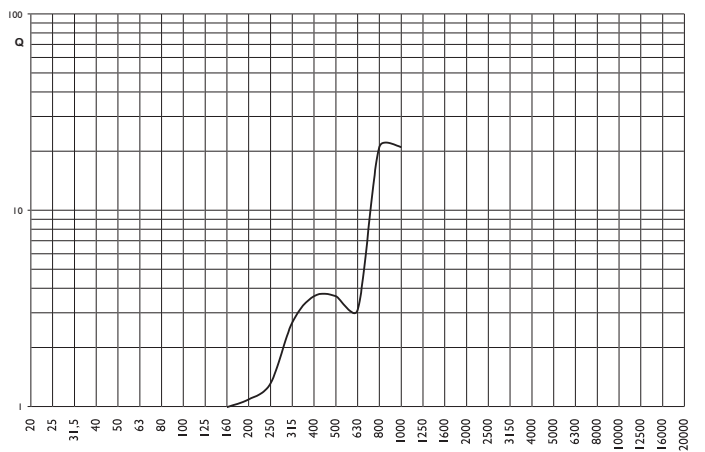
FREQUENCY RESPONSE



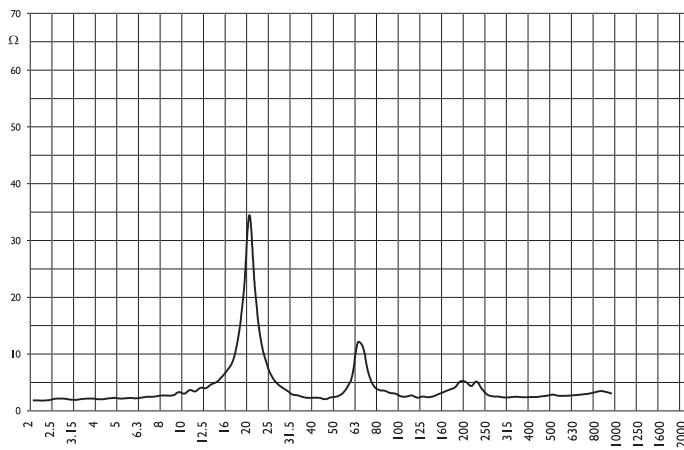
BEAMWIDTH (-6dB)



DIRECTIVITY FACTOR Q



IMPEDANCE



www.l-acoustics.com